

phonics

in KS1

What are you hoping to get out of tonight?

split digraphs

How they learn

Anything new?

Help at home

What is phonics?  
progression?

Bilingual children

# What is phonics?

Ultimately phonics is a tool to help your child read and write.

We teach the children to

**BLEND    and    SEGMENT**

# Before we start....

Phoneme- smallest unit of sound

- Children learn letter names and sounds- alphabet.  
IMPORTANT. **CLIP 1**
- Initially each phoneme will have an action.
- All phonemes will be taught throughout  
Foundation Stage (demo alphabet actions)  
and year 1. **clip 2 'Y1 autumn 2011'**



## *Foundation phonics*

*Where we begin*

*How can you help?*

*-exposing children to language*

# Digraph- 2 letters, 1 sound

ar

ch

th

sh

ur

st br

Examples

er  
ur



shirt



church

# Trigraph- 3 letters, 1 sound

ure

ear

igh

## Examples



beard



secure

## Split digraph- no magic e

u-e  
⌒

tune  
⌒

bike  
i-e  
⌒

e-e  
⌒

a-e  
⌒

Examples



cake  
⌒



bone  
⌒

o-e  
⌒



# Blending- key to reading

If your child can identify each sound they will learn to blend them together to read the word .

th ir t ee n

# Segmenting- key to writing

To enable your child to write their desired word they will need to segment the word into its phonemes.

monster mnst

m o n s t e r

# How do we teach this?

3 times a week 15-20mins

Flash cards



## Phoneme Fred



## Robot arms

*clip: Y1 robot arms*




T

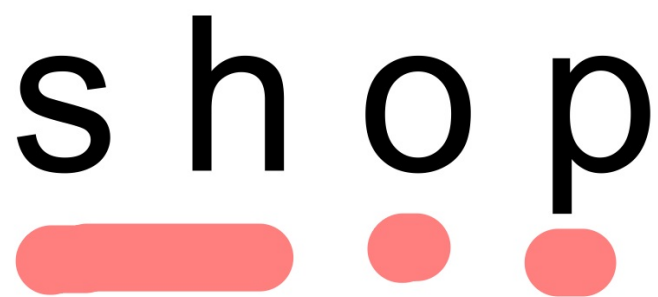
Sound buttons/ talk / robot arms

Have a go!

*h a t*



s h o p



*Now let's go back  
and add sound butto*

*Try this one on your white board.*

*30 seconds, then we will all hold them up*

*s h i r t*





T

birthday

The word "birthday" is written in a purple, rounded font. Below each letter, there are red decorative shapes: a circle under 'b', a horizontal oval under 'i', a horizontal oval under 'r', a circle under 't', and a horizontal oval under 'h'. The remaining letters 'd', 'a', and 'y' do not have shapes below them.


T

explode



T

explode



*Now we are going to have a go.....*

*I mean, **you** are going to have a go!*

*Get your phoneme frame ready*

*You will need to choose which side to use*

*Mr Doyle has a tip!*

--	--	--	--

*Use your handouts to help you!*

*chip*

ch	i	p
----	---	---

--	--	--	--

*church*

ch	ur	ch
----	----	----

--	--	--	--

Phoneme frames

Have a go!

beard


b	ear	d
---	-----	---

--	--	--	--

# Phonics screening



## Working Walls



# Tricky words

Words that don't follow the rules- 'naughty words'

Not all of the word is tricky- narrow the tricky bit down and use phonics for the rest.

have

have\_e

friends

was

was

some

# High frequency words

100 most frequent words

Practising flash cards- repetition.

Sight recognition.

Helps with fluency

Count down

making the sound 'e'

e\_e  
😊

ea

ee

ey

ei

ie

uay

y

e


# End of year 1/ Year 2

## Alternative spellings

sea	these	happy	chief	key
bead	Pete	penny	field	donkey
least	theme	heavy	thief	monkey
steam	gene	funny	belief	honey

- best guess
- phoneme families

## Meet the **ee** family



# BEST GUESS

/ee/

Middle of word: ea/ee

End of word: y


End of a very  
short word: e

Other graphemes:

donkey chief receipt people these

## Pronunciation complications

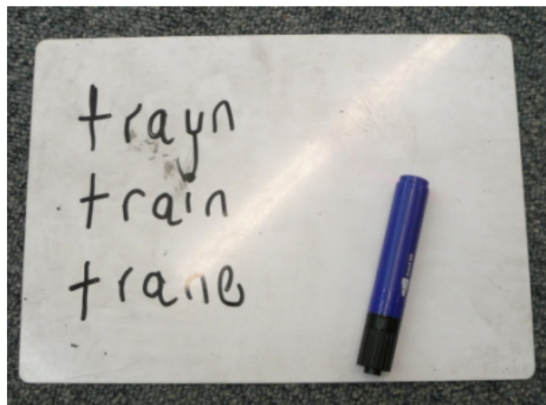
hat	acorn	fast	was
	bacon	path	what
	apron	bath	watch
	angel	after	squad
	bagel	branch	





*Year 1*

**Build confidence and practise**




*The use of the white board  
continues in Year 2*

# Year 2....

Tense words-

plurals adding the suffixes -s or -es

endings eg ed, ing, ful, ment



## What else goes on?

**Guided reading- once a week**

**Guided writing- approx. once every 3 weeks**

**Reading corner - daily access**

**Story time - daily**

**Spelling tests- Year 1 after Christmas  
Year 2 autumn term**

**Note- The spellings may appear too easy but they need practise so they are used when independantly writing.**

## Fun Ideas to Try at Home



Treasure



Trash

ship

chom

Memory pairs (tricky words)

Reading keys

phoneme count - show fingers

flash cards - actions

talk about the books - characters

Library/own books/ re reading books

.....and finally

Phonics gives the children the confidence to write and have a go without worrying.

If they want to write, SUPPORT and PRAISE.

How can you support your child?

Give them opportunity to write

Suggest alternative phonemes

Encourage them to have a go when asked 'how do I spell....?' using their phonemes.

**Any questions?**







