



Phonics for Parents

Thursday 26th September 2024



Everything starts with reading!







What is Phonics?

Phonics makes the link between letters and sounds they make.

Through five phases children will know;

- Letters to sound correspondence (GPC)
- To hear separate sounds in words (segmenting)
- To blend sounds together (blending).



Terminology

Grapheme - A letter or group of letters used to represent a particular phoneme when writing.

Phoneme - The smallest unit of sound.

Segmenting - To identify each of the individual phonemes in a word, working all the way through from left to right.

Blending - To combine individual phonemes into a whole word, working all the way through from left to right.



Phonics lessons



Review

- Review of GPCs taught so far

Teach and practice

- Introduction to new phoneme (pronunciation phrase)
- What's in the box - initial sound
- Introduce the new GPC (Grapheme spotter game)
- Learning the formation phrase and writing the grapheme on our whiteboards.
- Oral blending (review and new words)
- Teacher led blending


Practice and Apply

- Oral blending game

Phonics in the environment



Seesaw Challenges



I know what the initial sound is.

Look at the picture and circle the sound that it starts with.

Home learning sheets

Little Wandle - Letters and Sounds Reception Phonics Home Learning

Phase 2 - Autumn 1 Week 1
Focus - Phonemes s / a / t / p



Please support your child to practise and reinforce the phonemes and graphemes we are learning in school. More information and support can be found on the Little Wandle website - <https://www.littlewandlelettersandsounds.org.uk/resources/for-parents/>

Phonemes we will be focusing on this week in school -



Pronunciation Phrase - s
Show your teeth and let the s hiss out sssss

Formation Phrase - s
Down the snake form head to tail



Pronunciation Phrase - a
Open your mouth wide and make the a sound at the back of your mouth a a a

Formation Phrase - a
Around the astronaut's helmet and down into space



Pronunciation Phrase - t
Open your lips; put the tip of your tongue behind your teeth and press t t t

Formation Phrase - t
Down the tiger and across its neck



Pronunciation Phrase - p
Bring your lips together, push them open and say p p p

Formation Phrase - p
Down the penguin's back, up and around its head

We will be orally blending words. Can you hear the phonemes in these words? Can you listen and then repeat the word?

s - a - t

t - a - p

s - a - p

p - a - t

a - t












Supporting documents for you



Phase 2 grapheme information sheet

Autumn 1

Grapheme and mnemonic	Picture card	Pronunciation phrase	Formation phrase
 	 <p>snake</p>	Show your teeth and and let the s hiss out ssssss ssssss	Under the snake's chin, slide down and round its tail.
 	 <p>astronaut</p>	Open your mouth wide and make the 'a' sound at the back of your mouth a a a	Around the astronaut's helmet, and down into space.
 	 <p>tiger</p>	Open your lips; put the tip of your tongue behind your teeth and press t t t	From the tiger's nose to its tail, then follow the stripe across the tiger.

Bring your lips together and push

Down the tiger's back up and



Phase 2 sounds taught in Reception Autumn 1



t



<https://www.littlewandlelettersandsounds.org.uk/resources/for-parents/>

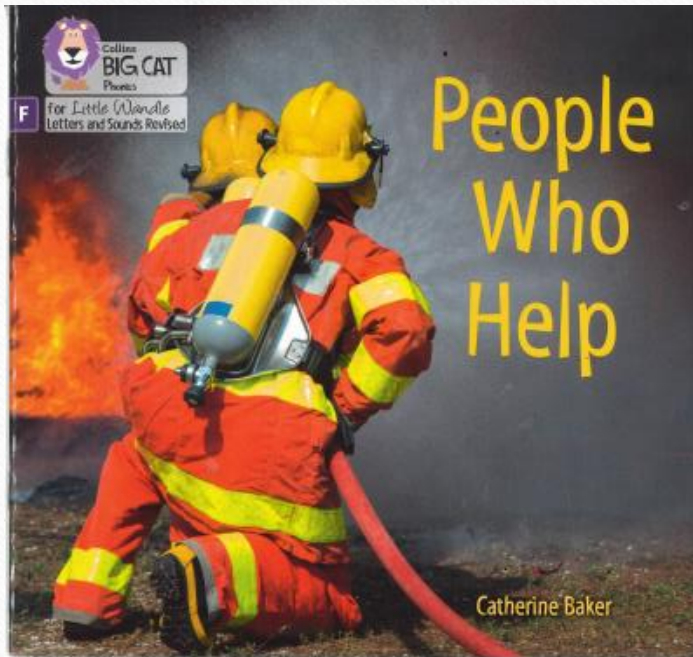




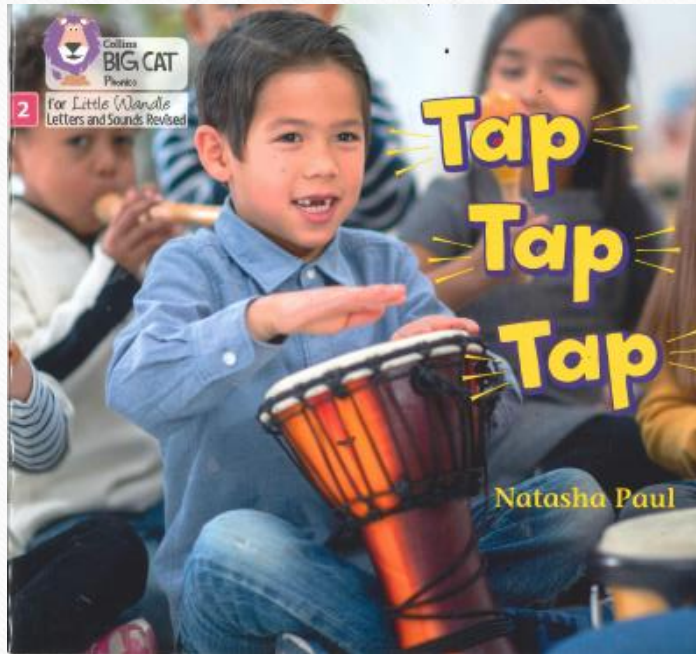
Examples of books your child may bring home

Week beginning 7th October we will begin reading practice sessions. On the Friday within their book bag they will bring home one of the following books and their reading record.

Foundation – Wordless book



Phase 2 set 1- Blending books



Phase 2 set 1

